



LAMB & CO

Call us on 01255 422 240
Inspired by property, driven by passion.



LANCASTER GARDENS EAST, CLACTON-ON-SEA, CO15 6QL GUIDE PRICE £850,000

**** GUIDE PRICE £850,000 - £900,000 **** We are proud to present this exceptional detached residence, having undergone a meticulous refurbishment and remodel in recent years it is finished to the highest of specifications. This unique property is truly a 'one-off' in design with accommodation approaching 3,000 Sq Ft (excluding garage & garden room) and benefits from being located in one of the areas most desirable locations, just a stones throw from the beach.

- Exceptional Specification
- Unique Design
- Approaching 3,000 Sq Ft
- 'Gardens' Location Just Off Seafront
- Walled Garden
- EPC E*
- Alarm & CCTV
- Garage & Garden Room with WC
- Three En-Suites



Sales | Lettings | Commercial | Land & New Homes
sales@lambandcoproperty.co.uk | www.lambandcoproperty.co.uk

KEY FEATURES

- CCTV & Alarm System
- Landscaped, Walled Garden
- Bespoke Staircase
- Lounge with Curved Bay Window with Shutters & Window Site
- Bespoke Handmade Kitchen by Red Barn Interiors
- Stone Worktops
- NEFF Twin Ovens, Microwave, Coffee Machine, Full Height Fridge & Freezer, Wine Cooler & Dishwasher
- Boiling Water Tap
- Built-in Dining Table & Seating
- Sound System to Kitchen/Family Room with Smart Home Controls
- Unique Shaped Oak Internal Doors
- Amtico Flooring to Lounge & Kitchen/Family Room
- Feature Panelling
- Lusso Stone Bathroom Furniture
- Underfloor Heating to En-Suites
- Garden Room/Office with WC
- Feature Column Radiators

Accommodation comprises with approximate room sizes as follows:

Entrance door to:

ENTRANCE HALL



LOUNGE

24'2" x 14'0" (7.37m x 4.27m)



KITCHEN/FAMILY ROOM

28'5" x 17'6" (8.66m x 5.33m)



MASTER BEDROOM

18'0" x 17'0" (5.49m x 5.18m)



DRESSING ROOM

10'4" x 9'8" (3.15m x 2.95m)



ENSUITE

7'0" x 5'7" (2.13m x 1.70m)



ENSUITE

8'6" x 7'4" (2.59m x 2.24m)



BEDROOM

13'0" x 9'7" (3.96m x 2.92m)




BEDROOM

13'0" x 9'9" (3.96m x 2.97m)



ENSUITE

7'0" x 9'7" (2.13m x 2.92m)



BATHROOM

12'3" x 12'0" (3.73m x 3.66m)



RECEPTION/BEDROOM

39'2" x 18'8" (11.94m x 5.69m)



OFFICE

12' x 7' (3.66m x 2.13m)



OUTSIDE

FRONT



FIRST FLOOR

GARDEN



GARDEN ROOM

14'8" x 11'0" (4.47m x 3.35m)



Vodafone - 75%

Construction: Conventional Cavity Wall

Restrictions: None Known

Rights & Easements: None Known

Flood Risk:

Rivers & Sea - Very Low

Surface Water - Very Low

Additional Charges: None

Seller's Position: No Onward Chain

Garden Facing: East

Non-Standard Features to note: None

Energy Rating: E* *Since the EPC was carried out improvements have been made which we believe would improve this rating.

AERIAL VIEW



AGENT NOTE

PLEASE NOTE - Although we have not tested any of the Gas/Electrical Fixtures & Fittings, we understand them to be in good working order, however it is up to any interested party to satisfy themselves of their condition before entering into any Legal Contract.

ANTI MONEY LAUNDERING

ANTI-MONEY LAUNDERING REGULATIONS 2017 - In order to comply with regulations, prospective purchasers will be asked to produce photographic identification and proof of residence documentation once entering into negotiations for a property.

MATERIAL INFO

Council Tax Band: G

Heating: Gas central heating

Services:

Mains electricity - Yes

Mains gas - Yes

Mains water - Yes

Mains drainage - Yes

Other - N/A

Broadband: Ultrafast Fibre Available (upto 2,000mbps)

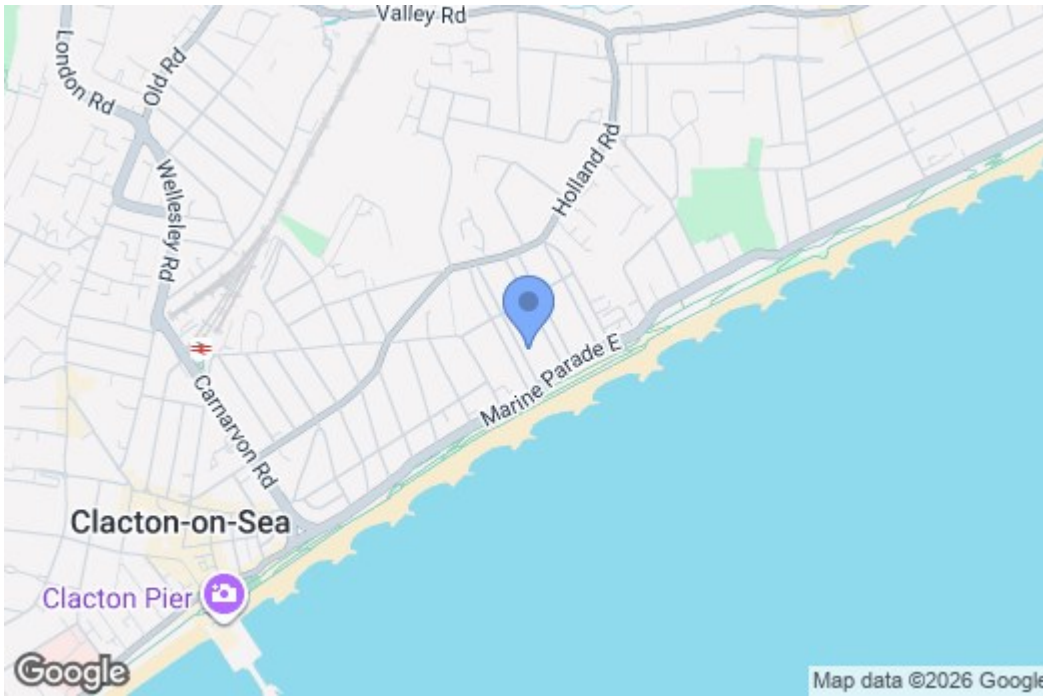
Mobile Coverage:

O2 - 73%

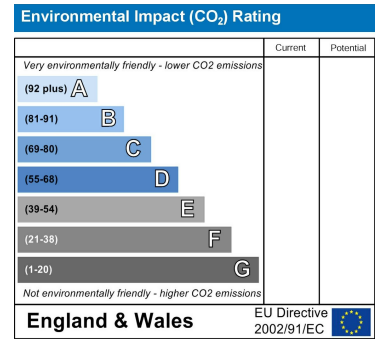
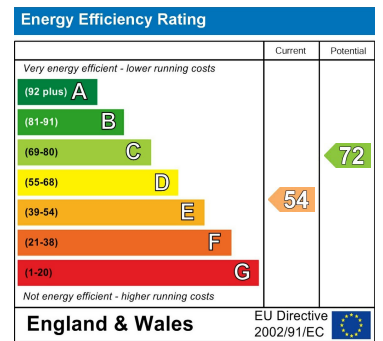
EE - 77%

Three - 77%

Map



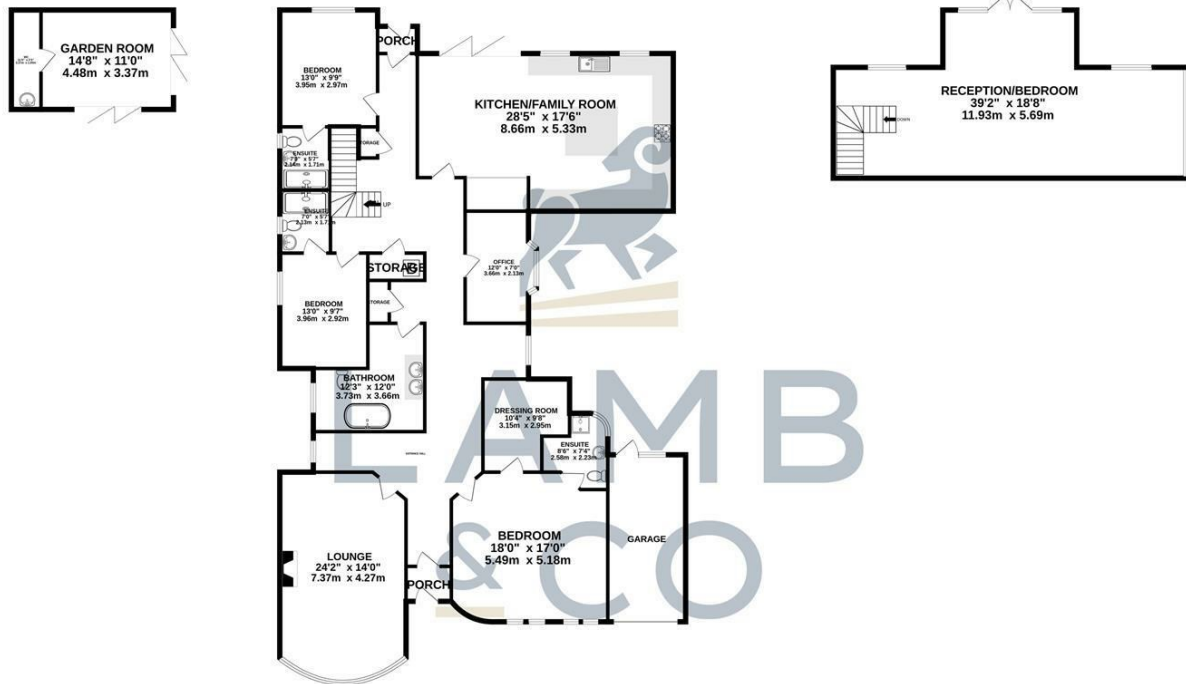
EPC Graphs



Floorplan

GROUND FLOOR
2328 sq.ft. (216.3 sq.m.) approx.

1ST FLOOR
577 sq.ft. (53.6 sq.m.) approx.



TOTAL FLOOR AREA : 2905sq.ft. (269.9 sq.m.) approx.

Whilst every attempt has been made to ensure the accuracy of the floorplan contained here, measurements of doors, windows, rooms and any other items are approximate and no responsibility is taken for any error, omission or mis-statement. This plan is for illustrative purposes only and should be used as such by any prospective purchaser. The services, systems and appliances shown have not been tested and no guarantee as to their operability or efficiency can be given.
Made with Metropix ©2025

These particulars, whilst believed to be accurate are set out as a general outline only for guidance and do not constitute any part of an offer or contract. Intending purchasers should not rely on them as statements of representation of fact, but must satisfy themselves by inspection or otherwise as to their accuracy. No person in this firm's employment has the authority to make or give any representation or warranty in respect of the property.